



**Vent Free Gas Fireplace Systems and Inserts**  
Versatile Options To Match Your Lifestyle



# ADD WARMTH AND LUXURY TO ANY ROOM

**A Majestic vent free fireplace system gives you the freedom to add a fireplace almost anywhere. And, with our diverse options ranging from compact models perfect for smaller rooms to larger models with more heating power, from styles to suit the traditionalist in you, to linear units for that modern look you've been craving. there's a vent free Majestic product that's right for you.**

## **UNBEATABLE EFFICIENCY HELPS YOU SAVE ENERGY**

Vent free gas fireplaces, available in natural gas and propane designs, are a safe, green and energy efficient way to add heat to your home — in fact, they're 99.9% energy efficient. Because they are vent free, none of the heat gets lost up a vent, flue or chimney. Instead, fuel dollars get transformed into heat-warming energy. Plus, you'll always have the assurance of a heat source in the event of a power outage.

## **FREEDOM TO INSTALL ALMOST ANYWHERE**

Because vent free fireplaces are designed to be installed and operated without a chimney, flue or vent, they can be located in areas where it would be impossible to install a vented fireplace. They provide the most economical installation of any heating option because they only require a connection to a gas line.

## **CONVENIENT ZERO CLEARANCE INSTALLATION**

Majestic vent free fireplaces allow for zero clearance installation, which means they may be installed flush against any combustible surface such as drywall or wood. This gives you added flexibility and helps save installation dollars when deciding where to install your fireplace, whether on an interior or exterior wall, or even in a corner.

(It is important to remember that the appliance should be sized to fit the area in which it is to be installed and must meet any additional regional or local requirements.)



**AVFL Applause with Stainless Steel Face and Diamond Iceberg Glass**



**AVFL Applause with Driftwood Logs and Black Texture Face**


## Style Meets Efficiency

### Applause (AVFL Series)



The Majestic Applause vent free fireplace is the perfect solution when you want to add a modern fireplace to your home, without the nuisance of venting and renovation. Boasting 99.9% efficiency and an abundance of optional accessories to customize your style, the Applause heats up to 1400 square feet beautifully. Choose the stylish driftwood log set, rustic stone kit, shimmering iceberg glass, or go minimalist with just a coating of crushed fireglass, and transform the unit to suit your space.


#### Fireglass Options




Diamond



Onyx



Sapphire



Bronze



Stone Kit



Kentucky Blue Iceberg Glass




Diamond Iceberg Glass



Sesame Iceberg Glass

#### Finishing Options




Black Inside Trim Kit



Wide Contemporary Faces  
Stainless Steel



Black Textured



Rope Light Kit (effect)



Chesapeake CFX24DW

## Count On This All-in-One Customer Favorite

### Chesapeake (CFX Series)

This best-selling model comes complete with firebox, strikingly realistic log set, and decorative face. Installation is worry free whether in a wall or in our beautifully crafted Barrington cabinet. With the Chesapeake vent free system, it's never been easier to add a fireplace to your home.

#### Quick Look:

- ◆ Triple Play Burner System® with loose embers, glowing logs and yellow flames
- ◆ Up to 26,000 BTUs
- ◆ Available with or without cabinet (cabinet options shown at right).
- ◆ Available in 24" and 32" sizes
- ◆ Millivolt control (remote ready)



Chesapeake CFX32WM

#### Interior Firebrick (Optional)



Tavern Brown Firebrick (shown on cover)

#### Cabinet Options



Barrington Dark Walnut Wall Cabinet (shown)



Barrington Unfinished Wall Cabinet



DFS Series

## Easily Warm Larger Rooms

### DFS Series

This full-size fireplace system provides ample heat for large rooms and also offers a variety of finishing options for a custom look.

#### Quick Look:

- ◆ Triple Play Burner System® with loose embers, glowing logs and yellow flames
- ◆ Removable unitized louver system
- ◆ 34,000 – 38,000 BTUs
- ◆ Fixed screen
- ◆ Concealed controls
- ◆ Black trim kit & louvers
- ◆ Available in 32", 36" and 42" sizes
- ◆ Millivolt control (remote ready)

#### Interior Firebrick Options



Cottage Clay

#### Optional Trim



Black Trim



Classic Faces

#### Cabinet Options



Barrington Dark Walnut Wall Cabinet



Barrington Unfinished Wall Cabinet



Honey Oak Wall or Corner Cabinet\*



Dark Cherry Wall or Corner Cabinet\*

\*Available by special order.

## Compact Style, Superior Heating Ability

### DFX Series

With its compact design, the DFX fireplace system is perfect for smaller rooms, and provides up to 26,000 BTUs of heating power.

#### Quick Look:

- ◆ Triple Play Burner System® with loose embers, glowing logs and yellow flames
- ◆ Ceramic fiber log set
- ◆ 22,000 – 26,000 BTUs
- ◆ Available in 24" or 32" sizes
- ◆ Removable unitized louver system
- ◆ Millivolt control (remote ready)
- ◆ Includes black trim & louvers
- ◆ Cabinet options available in wall and corner configurations

#### Cabinet Options

Barrington Dark Walnut Wall Cabinet	Barrington Unfinished Wall Cabinet	Honey Oak Wall or Corner Cabinet*	Dark Cherry Wall or Corner Cabinet*	Unfinished Oak Wall Cabinet*
-------------------------------------	------------------------------------	-----------------------------------	-------------------------------------	------------------------------



\*Available by special order.

#### Interior Firebrick (Optional)



Tavern Brown



DFX Series

# Update Your Masonry Fireplace

## DIS Insert Series

A great way to convert your wood burning masonry fireplace into a more efficient heating system, this easy-to-install vent free insert fits most standard masonry fireplaces with a minimum opening of 24" high, 33" wide and 16½" deep. With 28,000 BTUs, it keeps up to 950 square feet warm and cozy.

### Quick Look:

- ◆ Triple Play Burner System® with loose embers, logs and yellow flames
- ◆ Charred Timber log set
- ◆ 28,000 BTUs
- ◆ Millivolt control (remote ready)
- ◆ Cottage Clay firebrick
- ◆ Removable unitized bottom louvers
- ◆ Standard blower

### Interior Firebrick



Cottage Clay Firebrick (shown)

### Trim Options



Black Surround (2 sizes)

Available in two sizes to attractively finish the gap between the masonry fireplace and the DIS Insert. Surround dimensions are: 43½" W x 33" H and 50¼" W x 36" H. At minimum, the face plate should extend at least 1/2" over the masonry opening.



## OPTIONAL BLOWERS

### Add Powered Heat Circulation

Select the BLOT, BLO24T, or BLOTMC forced air blower to quietly circulate the heat of your vent free fireplace or insert around your living space.



The BLOT is a 160 cfm variable speed blower for use with your CFX32, or DFX32 and DFX36 systems.

The BLO24T is a 160 cfm variable speed blower for use with your CFX24 or DFX24 systems.

The BLOTMC is a 160 cfm variable speed blower for use with your DFS series fireplaces.

# VENT FREE GAS FIREPLACE SYSTEMS

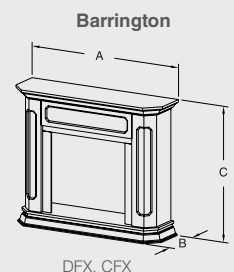
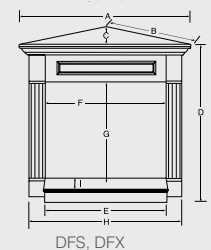
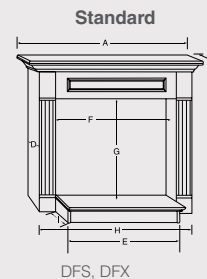
Applause AVFL42					
BTU / HR	Up to 37,000 (NG) / 36,000 (LP)				
Actual Dimensions	43"W x 28"H x 13"D				
Dimensions (Framing)	44"W x 32"H x 13½"D				
Viewing Area	37½" W x 13¼" H (497 sq in)				
Optional Blower	—				
Chesapeake CFX24 (U, DW)		Chesapeake CFX24WM	Chesapeake CFX32 (U, DW)	Chesapeake CFX32WM	
BTU / HR	Up to 22,000 (NG & LP)	Up to 22,000 (NG & LP)	Up to 26,000 (NG & LP)	Up to 26,000 (NG & LP)	
Actual Dimensions	52½"W x 44"H x 15"D (Inc Cabinet)	24½"W x 26½"H x 11⅞"D x 14"RW	61⅞"W x 50¼"H x 18¼"D (Inc Cabinet)	32"W x 30"H x 13⅞"D x 21¼"RW	
Dimensions (Framing)	—	24¾"W x 26¾"H x 10½"D	—	32½"W x 30¼"H x 12¼"D	
Viewing Area	19¾" W x 11¾" H (232 sq in)	19¾" W x 11¾" H (232 sq in)	26" W x 15¼" H (396 sq in)	26" W x 15¼" H (396 sq in)	
Blower	BLO24T	BLO24T	BLOT	BLOT	
DFS32C		DFS36C	DFS42C		
BTU / HR	Up to 38,000 (NG) / 34,000 (LP)	Up to 38,000 (NG) / 34,000 (LP)	Up to 38,000 (NG) / 34,000 (LP)		
Actual Dimensions	37"W x 34½"H x 18⅞"D	41"W x 34½"H x 20⅞"D	47"W x 34½"H x 20⅞"D		
Dimensions (Framing)	37¼"W x 35"H x 15½"D	41¼"W x 35"H x 17½"D	47¼"W x 35"H x 17½"D		
Front Opening	29⅞" W x 21¾"H	34" W x 21¾"H	40" W x 21¾"H		
Radiating or Circulating	Both	Both	Both		
Optional Blower	BLOTMC	BLOTMC	BLOTMC		
DFX24C		DFX32C			
BTU / HR	Up to 22,000 (NG & LP)	Up to 26,000 (NG & LP)			
Actual Dimensions	24½"W x 26½"H x 11⅞"D	32"W x 30"H x 13⅞"D			
Dimensions (Framing)	24¾"W x 26¾"H x 10½"D	32½"W x 30¼"H x 12¼"D			
Viewing Area	20" W x 11¾" H (234 sq in)	26" W x 15¼" H (396 sq in)			
Optional Blower	BLO24T	BLOT			
DIS (Insert Only)		Small Surround	Large Surround		
BTU / HR	Up to 28,000 (NG & LP)	—	—		
Actual Dimensions	33"W x 26¾"H x 16½"D x 22¾" RW	43"W x 33"H	50"W x 36"H		
Minimum Firebox Opening	33½" W x 27½" H x 16" D	—	—		
Viewing Area	27" W x 14½" H (392 sq in)	—	—		
Heating Area	950 sq. ft	—	—		

## CABINET DIMENSIONS

Product	Surround	A	B	C	D	E	F	G	H	I
<b>STANDARD WALL CABINET MANTELS (HEARTH INCLUDED WITH CABINET)</b>										
DFX24	WSH24	38 ⅞"	14 ⅞"	38"	13 ¾"	26 ¼"	24 ¾"	26 ⅝"	35 ⅝"	6 ⅞"
DFX32	WSH32	52"	16 ¾"	48 ¼"	13"	34 ⅞"	32 ¾"	30 ⅞"	44 ⅝"	6 ⅞"
DFS32	WSHGC32	57 ¾"	21"	49 ¾"	18"	39 ¼"	37 ¾"	35 ⅞"	52 ¼"	5"
DFS36	WSHGC36	61 ½"	22 ¼"	49 ¾"	19 ⅜"	43 ¼"	41 ¾"	35 ⅞"	56 ¼"	5"
<b>STANDARD CORNER CABINET MANTELS (HEARTH INCLUDED WITH CABINET)</b>										
DFX24	CSH24	46"	32 ½"	26 ¾"	38"	26 ¼"	24 ¾"	26 ⅝"	36"	13 ¾"
DFX32	CSH32	56 ⅝"	40"	32 ⅝"	48 ¼"	34 ⅞"	32 ¾"	30 ⅞"	43 ¼"	18 ⅝"
DFS32	CSHGC32	62"	43 ⅞"	35 ⅝"	49 ¾"	39 ¼"	37 ¾"	35 ⅞"	57 ¼"	5"
DFS36	CSHGC36	67 ½"	47 ¾"	39 ⅞"	49 ¾"	43 ¼"	41 ¾"	35 ⅞"	63"	5"

### BARRINGTON

DFX24, CFX24	BWC300	52 ½"	15"	44"	34 ⅝"	5"	47 ⅝"	30"	—	—	Max adj opening WxH 26 ½" X 27"	Min adj opening WxH 24" X 23 ½"	Max fireplace depth 10 ½"
DFX32, CFX32	BWC400	61 ⅝"	18"	50 ¾"	34 ⅝"	5"	47 ⅝"	30"	—	—	35 ½" X 32 ¾"	32" X 29"	14"



# ULTIMATE CONVENIENCE AT YOUR FINGERTIPS



**Ambient Technologies® offers a variety of remotes and accessories designed to bring the convenience of fireplace controls to your fingertips.**

On/off and thermostatic remotes are available from Ambient Technologies® for all Majestic vent free fireplaces. Consult your dealer to find the remote that's right for you, or visit [majesticproducts.com](http://majesticproducts.com) or [ambienttechnologies.com](http://ambienttechnologies.com).



Touch screen hand-held remote with 6 hour, countdown timer, large LCD screen, battery receiver and wall cover plates.



Hand-held remote with battery receiver and wall cover plates.

## Signature Command® System (AVFL Series)

The Signature Command® System, available on the **AVFL Series**, is the most feature enhanced and energy fireplace control on the market today. With innovative options like cold climate pilot selection and the Smart Mode® feature, your fireplace will operate at peak efficiency, helping you conserve energy and save on fuel costs. Plus, features like automatic battery backup put the best of modern convenience at your fingertips. Enjoy your fireplace like never before with a unique combination of benefits you'll only find with Signature Command®.



Touch screen hand held transmitter with On/Off, Hi/Med/Low flame adjustment, 6 hour countdown timer, thermostat with Smart Mode® option, 3 level blower, light adjustment and On/Off auxiliary control.



### Featuring:

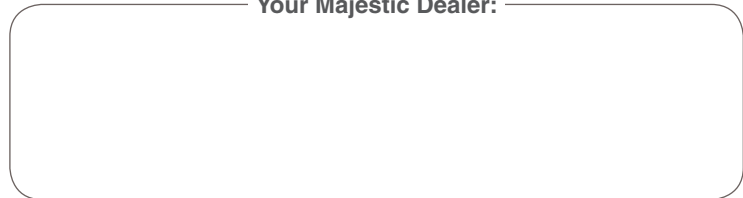
- A/C control with battery back-up
- Electronic ignition
- Hi/Lo 3 step flame adjustment
- Accent light with three step dimming
- Touch button command center
- Full function hand held touch screen remote control
- Comes standard with SCSACM A/C module



YOUR STYLE. YOUR HOME. YOUR LIFE

A brand of Vermont Castings Group  
149 Cleveland Drive, Paris, Kentucky 40361  
[majesticproducts.com](http://majesticproducts.com)

Your Majestic Dealer:



FPO  
for FSC  
certification  
mark

To avoid personal injury or property damage, the product described by this brochure must be installed, operated and maintained in strict compliance with the instructions packaged with the product and all applicable building or fire codes. Contact local building or fire officials about restrictions and installation inspection requirements. All photographs and drawings on this brochure are for illustrative purposes only and are not intended for, nor should they be used as a substitute for the instructions packaged with the unit. Appearance and specifications of the product are subject to change without notice.  
©2014 Vermont Castings Group 8208MAJ Ver.08

For more information about VCG and Majestic efficient and environmentally friendly products, please visit [majesticproducts.com](http://majesticproducts.com).